

Your Guide to the Plant Protein Science and Technology Forum

- Login 1
- View and search presentations 2
- Create your schedule 2
- Watch the live stream 3
 - Logging in 3
 - Joining the Live Stream 4
 - Troubleshooting the Live Stream 6
 - Optimize your Internet Connection 6
 - Ask a Question..... 7
- Get help or provide feedback 7
 - Technical Support 7
 - Contact AOCS Staff 8



While the Live Stream and other features will work in most modern web browsers, **we highly recommend using Google Chrome to access the site.** We do not recommend Internet Explorer or Edge.

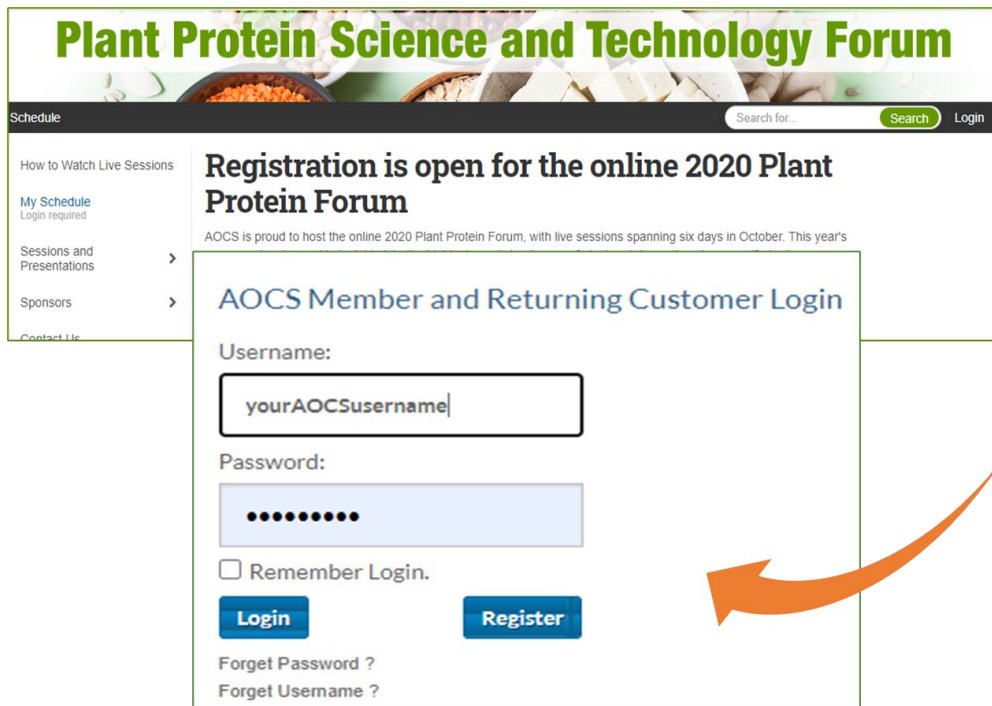
Access the Plant Protein Science and Technology Forum

Registration includes access to the live broadcast session(s) in October 2020. AOCs Member registrants will have access to the session recording(s) for one year. Non-member registrants will have access to the session recording(s) until November 30, 2020.

Not a registered attendee? Register for the entire meeting (all 6 sessions) or register for any number of individual sessions à la carte at <https://plantprotein.aocs.org/attend/register>

Login

Login using your AOCs account credentials by clicking login on the upper right hand side of the [Plant Protein Science and Technology Forum homepage](#).



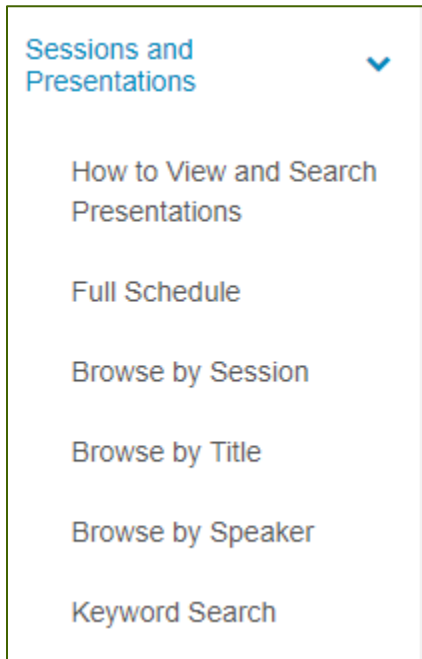
The screenshot shows the homepage of the Plant Protein Science and Technology Forum. At the top, there is a navigation bar with a search bar and a 'Login' link. Below the navigation bar, there is a main content area with a large heading 'Registration is open for the online 2020 Plant Protein Forum'. Underneath this heading, there is a sub-heading 'AOCs Member and Returning Customer Login'. The login form includes a 'Username:' field with the placeholder text 'yourAOCsusername', a 'Password:' field with masked characters, a 'Remember Login.' checkbox, and two buttons: 'Login' and 'Register'. There are also links for 'Forgot Password?' and 'Forgot Username?'. A large orange arrow points from the 'Login' link in the navigation bar to the 'Login' button in the form.

Need help logging in? Contact Karen Kesler at karen.kesler@aocs.org or +1 217-693-4813.

View and search presentations

View presentations using the links in the left hand navigation.

There are multiple ways in which to sort and filter presentations.



- [Browse by Schedule \(Day\)](#)
- [Browse by Session Title](#)
- [Browse by Presentation Title](#)
- [Browse by Speaker Name](#)

Select [Keyword Search](#) in the 'Sessions and Presentations' drop down navigation or use the search box located on the upper right hand side of the webpage to search presentations and speakers.

Create your schedule

Click the star icon in the presentation header to favorite. This automatically adds the item to your schedule. Use the [My Schedule link](#) in the left hand navigation to view your schedule as well as export it to your calendar.

1 Click the star to favorite & add to your schedule.

2 Navigate to 'My Schedule'

3 Select Export

Watch the live stream



While the Live Stream and other features will work in most modern web browsers, we highly recommend using Google Chrome to access the site. We do not recommend Internet Explorer or Edge.

Logging in

The live broadcasts are only available to full Forum registrants or registrants for that session.

To log in, click '[Login](#)' located in the upper right corner of the [webpage](#) and enter your AOCs credentials.



We recommend joining in a few minutes early, so that you can get yourself setup and ready before the speakers begin.

Joining the Live Stream

Navigate to any presentation within the session you want to join using the left-hand navigation.



The livestream button on any presentation within the session will take you to the livestream for the entire session (i.e. all have the same link to the stream).

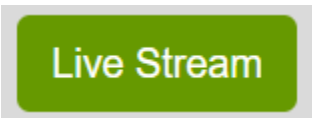
The screenshot shows the 'Full Schedule' page with 40 results found. A search bar is at the top right. The left sidebar contains navigation options: 'Sessions and Presentations', 'How to View and Search Presentations', 'Full Schedule', 'Browse by Session', 'Browse by Title', 'Browse by Speaker', 'Keyword Search', 'Contact Us', 'About AOCS', and 'Terms and Privacy'. A callout '1' points to 'How to View and Search Presentations' and 'Full Schedule'. A callout '2' points to a 'CLICK' button on a session row for 'Tuesday, October 6, 2020'. A callout '3' points to a 'CLICK' button on a presentation row in a pop-up window. The pop-up window shows details for 'Introduction: Processing and Utilization Technologies' and 'Protein-starch Interactions to Create Structure in Plant-based Foods'.

1 How to View and Search Presentations

2 Click the session to open


3 Select any presentation within the session

Click the Live Stream button within the presentation pop-up.



The screenshot shows a live stream interface. At the top, there is a navigation bar with icons for 'Favorited', 'Notes', 'Like', 'Email', 'Facebook', 'Tweet', and 'Print'. Below this, the event title is 'Introduction: Processing and Utilization Technologies' under the 'Plant Protein Science and Technology Forum' session. The date and time are 'Tuesday, October 6, 2020' from '8:00 AM – 8:15 AM CDT'. Under 'Session Chair(s)', three individuals are listed: Chris Marinangeli (RD Director, Nutrition Science and Regulatory Affairs, Pulse Canada), Mehmet C. Tulbek, PhD (Director, AGT Foods R&D Centre Saskatoon, Canada), and Janitha Wanasundara (Research Scientist, Saskatoon Research and Development Centre). There are 'Slides' and 'Slides Only' buttons. At the bottom, it shows '182 Views', a 'Live Stream' button (highlighted with an orange border), and 'Attendees 15'.

Once you have entered the live stream viewer, take a moment to familiarize yourself with the icons that are available:



Ascending Vertical Bars: these will control the volume of your livestream. Click a box and turn it blue to increase the volume, or gray to decrease the volume.

Expanding Arrows: this will control the size of your screen. Click once to enter full screen viewer or click again to return to original size.

Troubleshooting the Live Stream

- If you are unable to hear any sound at all, be sure your speakers are turned on, and you are not set to Mute within the live stream window. When the stream begins, you may see a message that says something like “Click here to unmute.”
- If the slides or speaker appear blurry at any point, it may be an internet connectivity issue. If you know that your connection is good, and you refresh your screen, but the images are still distorted, the issue is with the speaker’s connectivity. It will be up to them to remedy that issue.
- If you are having trouble with the video feed or are not seeing any video at all during the time of the Live Stream event, try refreshing your browser. You can do this by clicking the circular refresh icon beside the URL or holding down Ctrl + R buttons on your keyboard on a desktop/laptop.
- You can also increase/decrease the resolution value of the stream. In the bottom right corner, you may see a number like 1080p. This is the highest resolution, and most recommended. If you see a number lower than 1080p, click on the number to adjust the resolution.

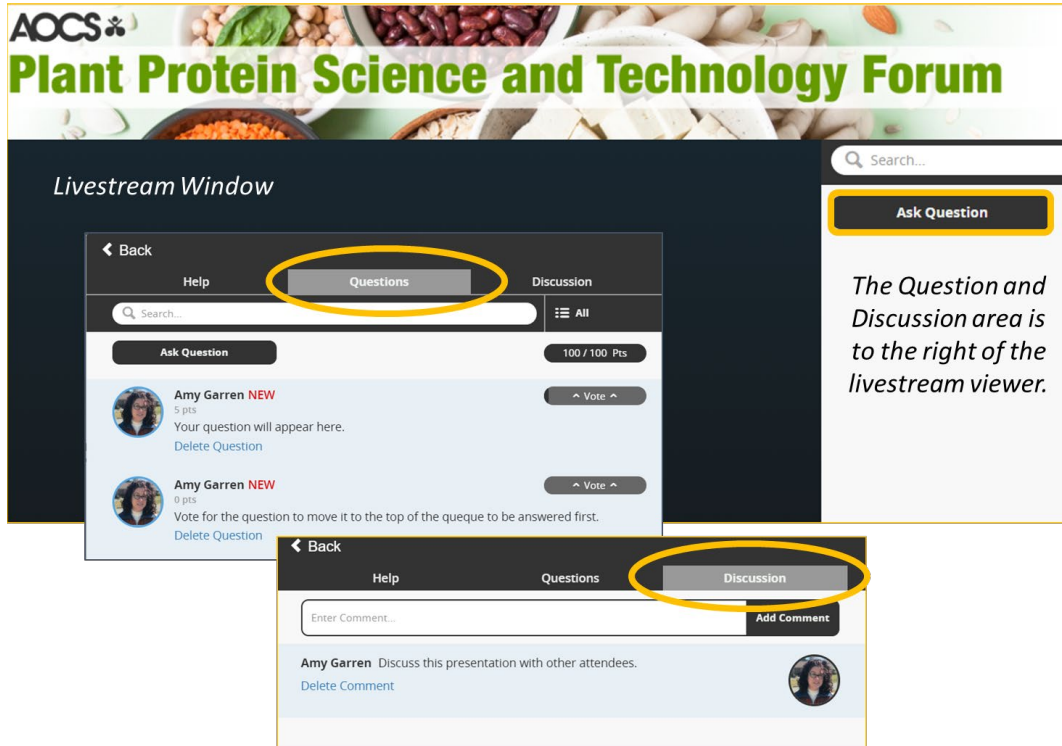


Optimize your Internet Connection

- Turn off unused or extra internet-connected devices.
- Disable VPN and close email, instant messaging and any programs or webpages not being used.
- Use a wired connection (ethernet) instead of wireless internet.

Ask a Question

You can pose questions to the audience or the presenter using the “Ask Question” button. Type in your question and hit Enter. Other attendees will be able to see your question, and vote-up questions that they find most relevant. As your question accrues points, it will move to the top of the list.



The screenshot displays the AOCSS Plant Protein Science and Technology Forum Livestream Window. The interface includes a search bar, a navigation menu with 'Questions' and 'Discussion' tabs, and an 'Ask Question' button. A text box on the right states: "The Question and Discussion area is to the right of the livestream viewer."

Get help or provide feedback

Technical Support

Hours: 8:00 AM - 8:00 PM CDT (UTC-05), Monday-Friday

Phone: (Direct) +1 (410) 638-9239

Phone: (Toll Free) +1 (877) 426-6323

Email: support@cadmiumcd.com

Contact AOCS Staff

Visit <https://plantprotein.aocs.org/about/contact-us> for a full listing. We look forward to hearing from you!



Patrick Donnelly
Chief Executive Officer

General Feedback

If you have feedback about AOCS, its products or services, let me know!

Phone: +1 217-377-4384

Email: patrick.donnelly@aocs.org